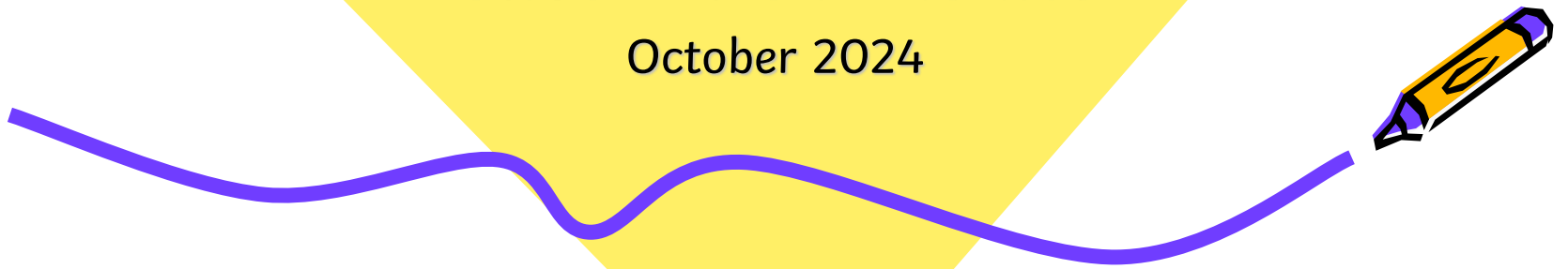




Welcome


**Silver Birch Phonics**

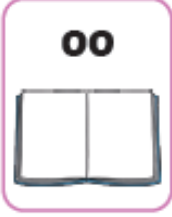


October 2024




# Review

- Digraphs: 2 letters that make 1 sound  
e.g. shop, chip, thin, ring, rain, feet,  
boat, farm.
- Trigraphs: 3 letters that make 1 sound  
e.g. dear, fair, light.
- Alphabet – names are different to the  
sounds... you can't read from the letter  
name





# Y1 – Phonics Level 5





- Alternatives e.g. the ai sound can be made in different ways  
e.g rain, play, make
- If a child tells you **plai** is correct that's ok because that's the phonics level they are at.




ay  
  
pray


oy  
  
boy

ie  
  
tie

ea  
  
leaf

a\_e  
  
cake

i\_e  
  
slide

o\_e  
  
bone


u\_e  
  
cube

u\_e  
  
flute

e\_e  
  
trapeze

ou  
  
mouth

a  
  
acorn

e  
  
equal

i  
  
lion

o  
  
hotel

u  
  
unicorn

ch  
  
chef

ch  
  
Christmas

ir  
  
girl

ue  
  
statue

ue  
  
glue

ew  
  
screw

ew  
  
stew

y  
  
sunny

aw  
  
saw

au  
  
autumn

ow  
  
window

oe  
  
toe

wh  
  
wheel

c  
  
city

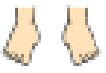
g  
  
gem

ph  
  
dolphin


ea  
  
bread

ie  
  
shield

tch  
  
witch

are  
  
bare


ear  
  
pear


























ore  
  
core



# PURE SOUNDS

mmmmm not muh!




s 	a 	t 	p 	i 	n 	m 
d 	g 	o 	c 	k 	ck 	e 
u 	r 	h 	b 	f 	l 	ff 
ll 	ss 					



# BLENDING

- Blending - using sounds to read words  
e.g. s-a-t = sat (sit, pin, tap, pit, nip,  
tin)
- Starts as soon as we have taught the  
first set of sounds SATPIN e.g. **sat, tap,  
pin, sit, nip, pat, nap**
- Robot Rick talk e.g. can you touch your  
l-e-g? f-oo-t?



# SEGMENTING




- Segmenting words e.g. sat = s-a-t
- Pulling apart a word – finger flicking for each sound.





# SOUND BUTTONS



E.g.

cap  
● ● ●

rail  
● — ●

hair  
● —



# TRICKY WORDS

Words that cannot be sounded out using their phonics

e.g. **like, some, do, when**

Do not try and make them sound these out!




Phase 4 Tricky Words Word Mat

said	have	like	so
do	some	come	
there	little	one	were
out	what	when	

twinkl www.twinkl.co.uk


# Phonics Lesson

an example





# Reading in Silver Birch



Reading books:


- **Practise book** – 1 per week rhino reader
- **Choosing Book** – child can change whenever they are finished reading it (when they come in)
- Reading Record – please record which **pages** you have listened to your child read and when you have **finished** the book
- Library Volunteer – children can choose a book once a week if we have an extra pair of hands



# Spelling



- Each Monday we send home a spelling list that comes from our Twinkl Phonics scheme
- In their homework there are spelling strategies that you can use to help your child practise their spellings.
- t-ie > practise segmenting the sounds



## Spelling Patterns

i\_e saying /igh/  
o\_e saying /oa/

bike	time
pine	prize
bone	home
note	alone

## Common Exception Words

do	when
----	------



Any Questions?

